




## ESG Investor Presentation

October 2020



THIS DOCUMENT AND ITS CONTENTS ARE CONFIDENTIAL AND ARE NOT FOR RELEASE, PUBLICATION OR DISTRIBUTION, IN WHOLE OR IN PART, DIRECTLY OR INDIRECTLY, IN OR INTO OR FROM THE UNITED STATES OF AMERICA, CANADA, AUSTRALIA, JAPAN OR ANY JURISDICTION WHERE SUCH DISTRIBUTION IS UNLAWFUL, WHETHER TO SECURITIES ANALYSTS OR ANY OTHER PERSONS.

This presentation may contain “forward-looking statements”, which are statements related to the future business and financial performance and future events or developments involving the En+ Group. Such forward-looking statements are based on the current expectations and certain assumptions of the En+ Group’s management, and, therefore, should be evaluated with consideration taken into of risks and uncertainties inherent in the En+ Group’s business. A variety of factors, many of which are beyond the En+ Group’s control, can materially affect the actual results, which may differ from the forward-looking statements.

This presentation includes information presented in accordance with IFRS, as well as certain information that is not presented in accordance with the relevant accounting principles and/or that has not been the subject of an audit. En+ Group does not make any assurance, expressed or implied, as to the accuracy or completeness of any information set forth herein. Past results may not be indicative of future performance, and accordingly En+ Group undertakes no guarantees that its future operations will be consistent with the information included in the presentation. En+ Group accepts no liability whatsoever for any expenses or loss connected with the use of the presentation. Please note that due to rounding, the numbers presented may not add up precisely to the totals provided and percentages may not precisely reflect the absolute figures.

Information contained in the presentation is valid only as at the stated date on the cover page. En+ Group undertakes no obligation to update or revise the information or any forward-looking statements in the presentation to reflect any changes after such date.

This presentation is for information purposes only. This presentation does not constitute an offer or sale of securities in any jurisdiction or otherwise constitute an invitation or inducement to any person to underwrite, subscribe for or otherwise acquire securities of the En+ Group. If this presentation is provided to you in electronic form, although reasonable care was used to prepare and maintain the electronic version of the presentation, En+ Group accepts no liability for any loss or damage connected to the electronic storage or transfer of information.

4

---

## En+ at a Glance

- En+ at a Glance
- Business Model
- Strong Investment Fundamentals
- Environmental Focus: Favourable Dynamics for AI in a Low Carbon Economy

14

---

## FY 2019 Results

- Key Highlights
- Operational Performance
- Financial Performance

17

---

## ESG

- Environmental
- Social
- Governance

29

---

## Outlook

- Outlook

4

En+  
at a Glance

14

FY 2019 Results

17

ESG

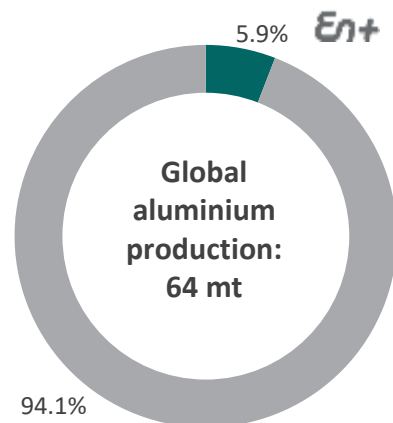
29

Outlook

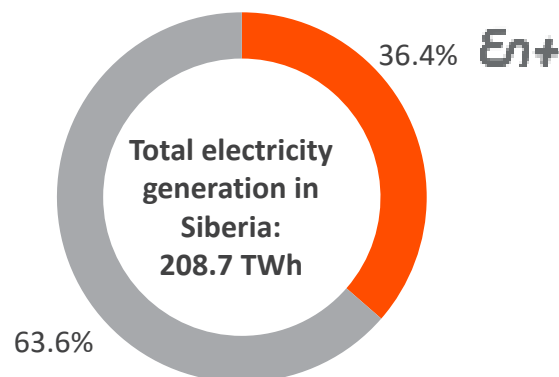


En+ is a global leader in aluminium production and renewable energy with a well-established presence across five continents and a strong operational hub in Siberia

## En+ share in the world's aluminium output, 2019



## En+ share in the total generation of Siberia, 2019



**No 1**  
aluminium producer  
excluding China

**6.3 %**  
of the world's  
alumina production

**64.2<sup>1</sup> TWh**  
low-carbon hydro  
power generation

**19.5 GW**  
total installed  
electricity  
capacity<sup>2</sup>

### 12 aluminium smelters<sup>3</sup>

- Total capacity: **3.9 mtpa**
- Production level in 2019: **3.8 mt**

### 9 alumina refineries

- Total capacity: **10.4 mtpa<sup>4</sup>**
- Production level in 2019: **7.9 mt**

### 7 bauxite mines

- Total capacity: **20.6 mtpa**
- Production level in 2019: **16.0 mt**

### 5 hydro power plants

- Installed power capacity: **15.1 GW<sup>2</sup>**
- Production level in 2019<sup>1</sup>: **64.2 TWh**

### 16 combined heat and power plants

- Installed power capacity: **4.4 GW**
- Production level in 2019: **13.6 TWh**

### 1 solar power plant

- Installed power capacity: **5.2 MW**
- Production level in 2019: **6.2 mn kWh**

(1) Excluding Onda HPP with installed power capacity 0.08 GW and production level of 0.4 TWh in 2019 (located in European part of Russia, leased to UC RUSAL).

(2) Including Onda HPP.

(3) Excluding Boguchany Aluminium Smelter (BoAZ), a joint 50:50 project of RUSAL and RusHydro.

(4) Rusal attributable capacity.

# Business Model

## OUR RESOURCES & INPUTS

**ASSETS**  
**3.9** mt<sup>1</sup>  
 Al capacity  
**19.5** GW  
 Electricity capacity  
**15.1** GW  
 Hydro capacity

## RAW MATERIALS

**20.6** mtpa  
 Bauxite production capacity  
**10.4** mtpa  
 Alumina production capacity

**PEOPLE**  
 c. **90** ths employees

## RAW MATERIALS

**Bauxite**  
**16.0** mt production in 2019

**Nepheline**  
**4.2** mt production in 2019

**Water**

**Coal**  
**15.4** mt production in 2019

## REFINING/ POWER GENERATION

**Alumina**  
**7.9** mt production in 2019

**Hydro power generation**  
**64.2** TWh of electricity production in 2019

**Thermal power generation**  
**13.6** TWh of electricity production in 2019  
**27.3** mn Gcal of heat production in 2019

## PROCESSING/ GENERATION

**Primary aluminium and value added products**  
**3.8** mt<sup>1</sup> production in 2019

**Electricity transmission and distribution**

## SALES & MARKETING

**Total sales in 2019**  
**4,176** kt

**VAP sales in 2019**  
**1,547** kt

**Electricity Trading and retail**

- Capturing additional margin
- Direct access to consumers

**17.8** TWh sales in 2019

## CREATING GLOBAL VALUE

- Renewable energy
- Income and shareholder value
- Reducing the carbon footprint of the global aluminium industry
- Environmental conservation
- Community engagement

**NORNICKEL**

**Strategic investment in Nornickel (27.8%)**

**USD 13.6** bn

Investment market value at 31.12.2019

(1) Excluding Boguchany Aluminium Smelter (BoAZ), a joint 50:50 project of RUSAL and RusHydro. Capacity and production volumes of the BEMO project (Boguchany Energy and Metals Complex, involving the construction of the Boguchany Hydro Power Plant and BoAZ) are not included to the Company's consolidated operating data.

# Strong Investment Fundamentals

## “Best in class” equity story characteristics

## En+ Group alignment

### 1 Industry position

- 1.1. Leadership in geography, sector or segment
- 1.2. Size and business model scalability

- ✓ **World class asset – global benchmark** in aluminium market
- ✓ **#1 aluminium producer by production volumes in the world (ex-China)<sup>1</sup>**
- ✓ **#1 independent hydro power producer globally<sup>2</sup>**

### 2 Cost Leadership

- 2.1. Lowest cost position on the global cash curve providing cash flow resilience

- ✓ **Lowest cash curve position** on integrated basis
- ✓ **Vertically integrated green business model** – unique world-class power and aluminium asset base

### 3 Strong fundamentals of end market

- 3.1. Large, growing and diversified addressable market
- 3.2. Limited competition and high barriers to entry

- ✓ **Fundamental aluminium demand drivers** - structural shifts in electric vehicles and power infrastructure
- ✓ Continued impact from **Chinese government environmental measures**

### 4 Cash generation and growth potential

- 4.1. Strong cash generation and cash flow resiliency
- 4.2. Proven, organic and resilient value-accretive growth

- ✓ **Strong cash flow resiliency and robust margins** on the back of well-invested operationally efficient asset base
- ✓ **Potential for shareholder friendly capital allocation**

### 5 Corporate governance and management

- 5.1. Board of Directors independence
- 5.2. Experienced and passionate management team with track record

- ✓ **Robust corporate governance** – highly experienced majority independent Board of Directors
- ✓ **Strong management team** – proven capability of delivering on complex projects and operations

(1) According to CRU estimates. (2) Based on the Company's internal data and peer companies' publicly available results, announcements, reports and other information.

**Global warming**  
Well below 2°C

Paris Climate Agreement has committed the world to limit global warming

**Carbon emissions**  
Net-zero CO<sub>2</sub> by 2050

To make this achievable, energy and industrial systems will need to achieve net-zero CO<sub>2</sub>  
Low-carbon materials will contribute to the overall reduced carbon footprint, creating favourable dynamics for low-carbon Aluminium, which is becoming an increasingly important component of production and construction



Supportive automotive prospects as the trend for lighter and more energy efficient car bodies is expected to accelerate

Transition from plastic to aluminium in the packaging sector has intensified due to regulation and sustainability targets of global brands

Aluminium strength, ductility and corrosion resistant properties make it an ideal building material, offering a more environmentally friendly alternative to concrete




## Why aluminium makes sense

- Aluminium is a lightweight metal making it an increasingly important component of production and construction
- Due to this quality it is the metal of choice for vehicle production. With the need to reach lower emission targets this is set to incentivize more intensive use of aluminium
- Beyond this it is also used in the construction of eco-houses, and is widely used in renewable energy and consumer goods

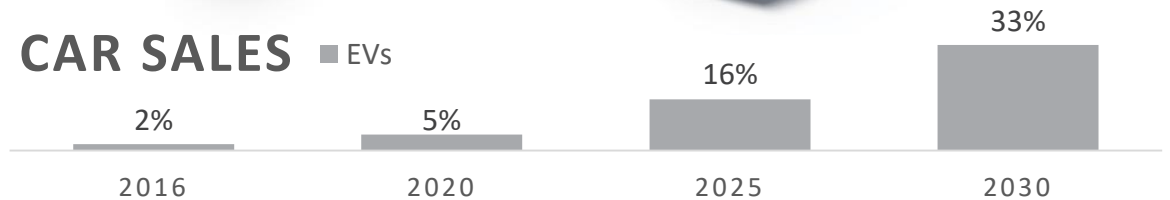
## Landscape for aluminium

- Global production of aluminium is expanding, however inventories are running out
- There is a 800kt deficit in 2020
- En+ Group is positioned to capitalise on this

## Favourable automotive prospects for Aluminium and Nickel



## CAR SALES ■ EVs



- 1 Trend for lighter and more energy efficient car bodies is expected to accelerate, thus increasing AI content in vehicles
- 2 NCA batteries (Nickel Cobalt Aluminium) are becoming the product of choice for the rapidly growing EV industry
- 3 As EV's market share grows the entire power generation and distribution infrastructure will need to adapt

# Aluminium Demand in Packaging Sector is Intensified by Regulation and Sustainability Targets of Global Brands

## Move from Plastic to Aluminium

LAUNCHED IN 2019



Aluminium's protective qualities and ability to form any shape have made it a versatile packing material. Aluminium can be fully recycled, helping to **drive a circular economy for packaging**



Aluminium's lighter weight allows GHG emissions from transportation to be **reduced 7%** (and up to 50% in some cases) per unit depending on the size of the can and its final destination

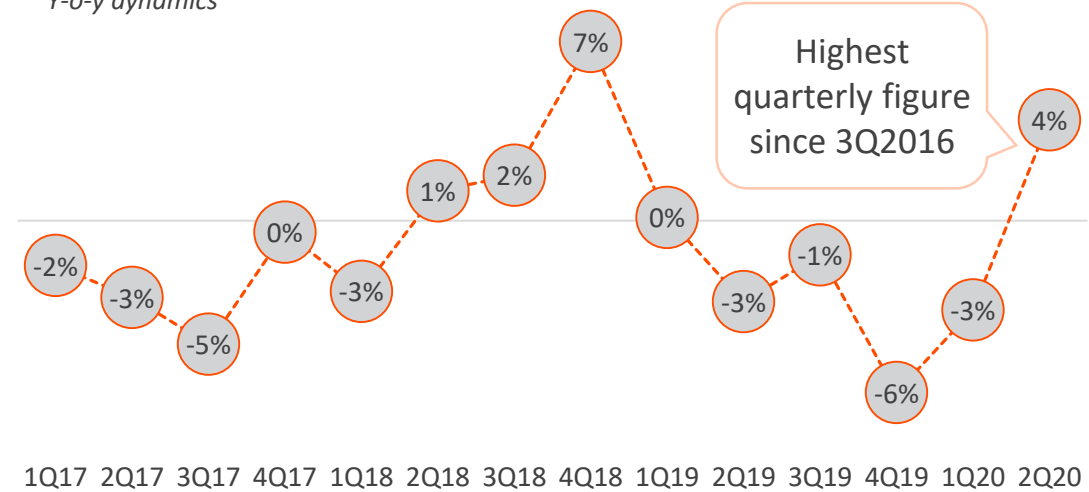


More companies are turning towards aluminium for sustainable packaging alternatives, not only in food and beverage but also in cosmetics

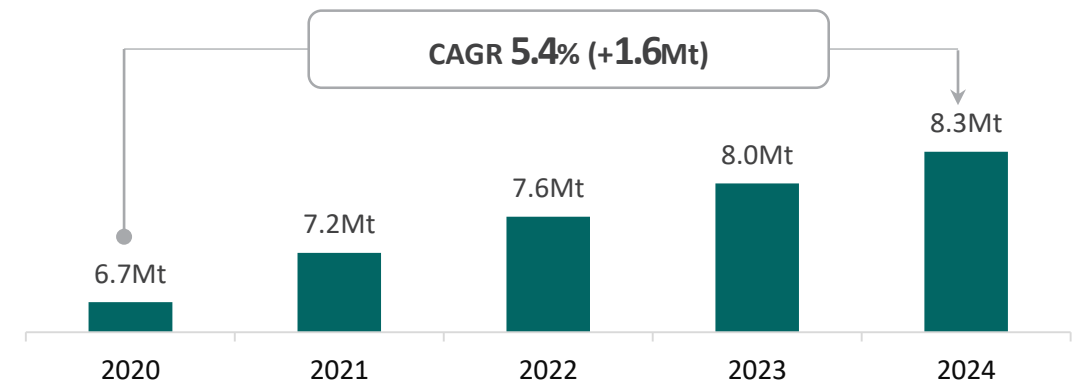
Sources: Companies data, NAA, CRU, Aluminium Leader.

## FRP shipments for packaging applications in the US & Canada

Y-o-y dynamics



## Global aluminium demand in packaging segment



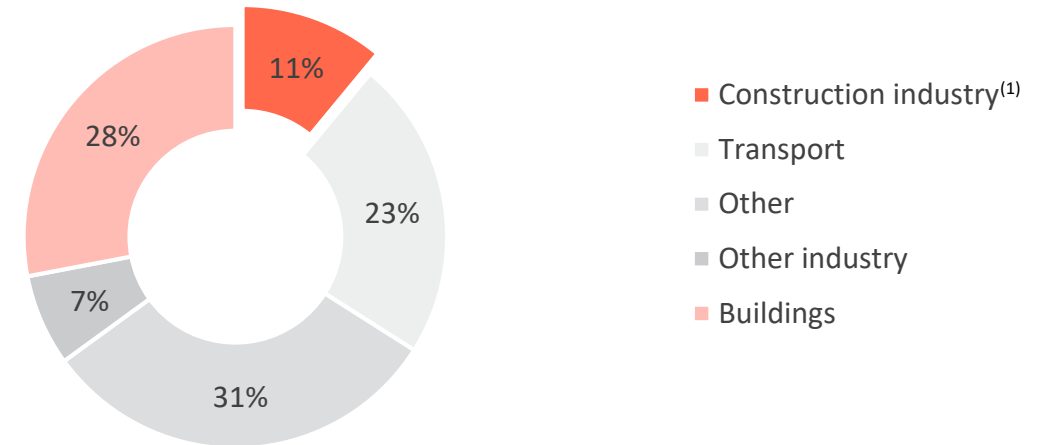
Building construction and operations accounted for the largest share global emissions in 2018, when upstream power generation was included

Construction should be a primary target for emissions mitigation efforts, having accounted for 11% of energy-related emissions in 2018

Global share of CO<sub>2</sub> final emissions in 2018

**36%**  
of the global final energy use

**39%**  
of the global energy-related CO<sub>2</sub> emissions



- Concrete is responsible for 8% of the world’s carbon dioxide (CO<sub>2</sub>) emissions - only coal, oil and gas are greater sources of greenhouse gases
- Aluminium is thought to be a good alternative to concrete due to its considerably lower environmental impact and many benefits that make it an ideal building material
  - Aluminium is highly ductile, which allows it to be shaped without weakening, has the strength of steel without the weight, is corrosion resistant and is recyclable
  - Architects and engineers already rely on aluminium as a critical component for eco-friendly buildings. Top LEED and BREEAM certifications, the two most widely used standards for assessing the environmental impact of structures and their sustainability value, have become a foundation of good design

Sources: Adapted from IEA (2019a), World Energy and Statistics, Builders Merchants News article (2 September 2020), Material Economics (2018).

(1) Construction industry is the portion (estimated) of overall industry devoted to manufacturing building construction materials such as steel, cement and glass. Indirect emissions are emissions from power generation for electricity and commercial heat.

# Aluminium is a key metal for the power sector

## Properties that make aluminium ideal for the power industry:

- Strength
- Lightweight
- Durable
- Corrosion Resistance
- Recyclable
- Malleable
- Ductile
- Highly reflective
- Electrical Conductivity
- Effective Heat Dissipation

## Examples of aluminium's crucial applications in the power industry

### Solar

Lightweight, strength and high reflectiveness make for ideal usage in structural and reflective elements of solar installations



Photovoltaic (PV) Panels



Solar Thermal Panels

### Wind

Lightweight, strength and corrosion resistance making aluminium key to exposed parts of wind turbines



Nacelle and Turbine



Tower

### Power Transmission

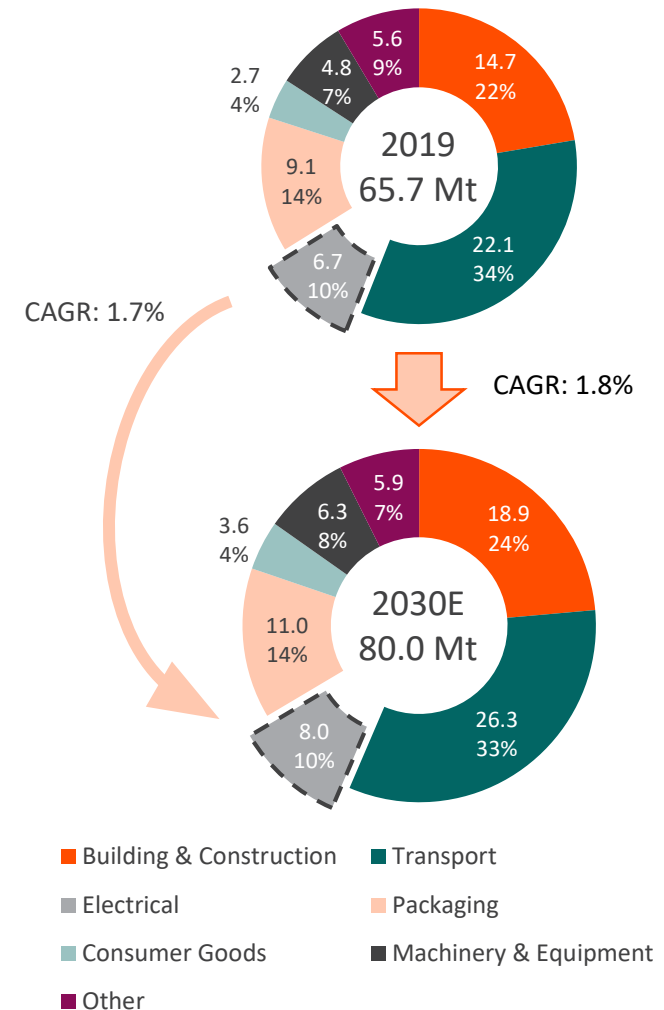
Electrical conductivity, lightweight, ductility makes for ideal material for overhead power lines, minimising need for support structure

Corrosion resistance, strength and therefore ease of maintenance also promote use in supporting structures



Power Lines and Support Structures

The power sector is one of aluminium's key end market and its use in the sector is expected to grow roughly in line with overall aluminium demand <sup>(1)</sup>



Source: Company information, Wood Mackenzie. Notes:

(1) Based on Wood Mackenzie's total consumption forecasts of the following key economies: Germany, Japan, US and Canada, China, India, South Korea and Brazil.

- En+ Group fully supports the Carbon Trust’s April 2020 report calling for the publication of universal standards for the carbon footprint of primary aluminium
- Industry requires a simple methodology to define the ‘low carbon category’ as a separate asset class with consistent labelling to distinguish Low Carbon aluminium from other types of aluminium, which can have carbon emissions of over 5x that of the leading Low Carbon producers
- Numerous international aluminium producers, including EN+/Rusal, have already launched 'lower carbon primary aluminium' products, but they lack transparent communication and a clear and consistent approach to labelling
- Manufactures will benefit from effective labeling amid the growing number of environmentally conscious consumers
- Carbon Trust findings suggest two-thirds of consumers of all markets surveyed said they are more likely to think positively about brands which can demonstrate it has lowered the carbon footprint of its products<sup>(3)</sup>

## Carbon Trust recommendations include:

**1.** Threshold of 4tCO<sub>2</sub> per tonne of aluminium for emissions from aluminium electrolysis

**2.** International Aluminium Institute measurement methodology used with uniform approach to electricity impact accounting

**3.** Footprinting scope of cradle-to-gate, including full lifecycle impact of electricity

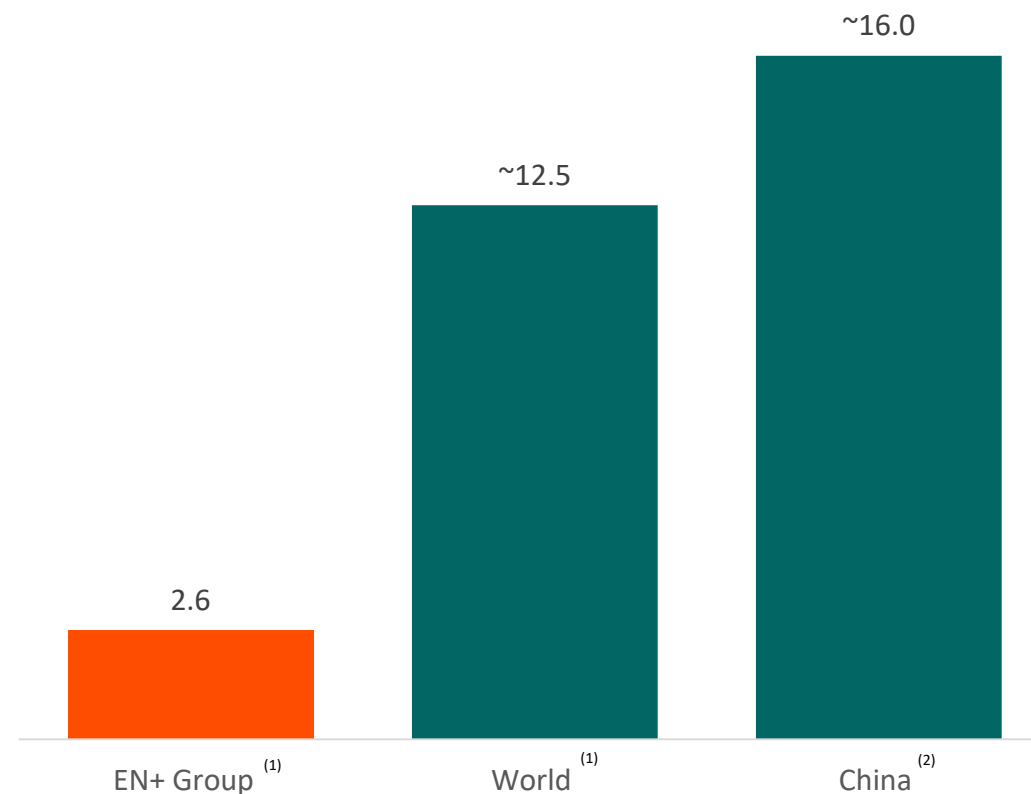
Sources: Bloomberg, Carbon Trust.

(1) Data from EN+ website. Figures for world emissions (1) are drawn from 2018 data collated by the International Aluminium Institute (IAI).

(2) Aluminium Insider.

**En+ Group is committed to sustainable production, with superior CO<sub>2</sub> emissions relative to the industry**

Average tonnes of CO<sub>2</sub> emitted per tonne of aluminium<sup>(4)</sup>



(3) Findings based on three separate surveys all of which were undertaken by YouGov.

(4) EN+ based on level 1 emissions as per annual report 2019.

4

En+  
at a Glance

14

FY 2019 Results

17

ESG

29

Outlook



# FY 2019 Operational Highlights

		FY 2019	FY 2018	Change	
Sales and production	Total aluminium production, kt	3,757	3,756	-	
	Total aluminium sales, kt	4,176	3,671	13.8%	▲
	Total electricity production <sup>1</sup> , TWh	77.8	73.2	6.3%	▲
	• HPPs, TWh	64.2	58.3	10.1%	▲
	• CHPs, TWh	13.6	14.9	(8.7%)	▼
	Heat production, mn Gcal	27.3	27.9	(2.2%)	▼
Macro	Average LME aluminium price, USD/t	1,792	2,110	(15.1%)	▼
	Average electricity spot prices <sup>2</sup> in 2nd price zone, Rb/MWh	890	888	0.2%	▲
	• Irkutsk region, Rb/MWh	789	842	(6.3%)	▼
	• Krasnoyarsk region, Rb/MWh	784	824	(4.9%)	▼
	Average Exchange Rate, RUB/USD	64.74	62.71	3.2%	▲

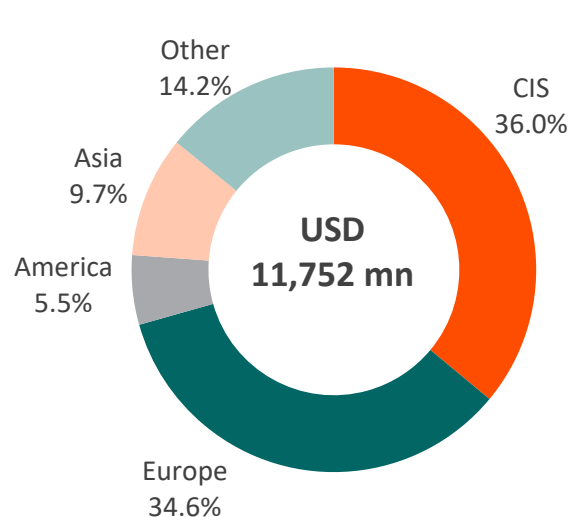
Note: Due to rounding, numbers may not add up precisely to the totals provided, percentages may not precisely reflect the absolute figures, and percent change calculations may differ.  
Source: Company data, Bloomberg.

(1) Excluding Onda HPP (installed capacity 0.08 GW), located in the European part of the Russian Federation, leased to RUSAL since October 2014.  
(2) Day ahead market prices, data from ATS and Association "NP Market Council". The prices average electricity spot prices are calculated as an average of the prices reported in the Monthly Day Ahead Prices Overview by Association "NP Market Council".

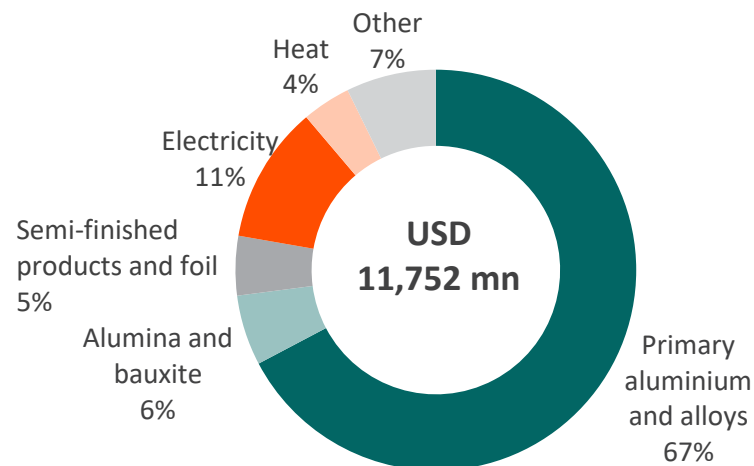
# FY 2019 Financial Highlights

USD mn	FY 2019	FY 2018	Change
Revenue	11,752	12,378	(5.1%)
Adj. EBITDA <sup>1</sup>	2,127	3,287	(35.3%)
Adj. EBITDA margin	18.1%	26.6%	(8.5pp)
Net profit	1,304	1,862	(30.0%)
Net profit margin	11.1%	15.0%	(3.9pp)
Capex	1,061	1,004	5.7%
Net debt <sup>2</sup>	10,204	11,094	(8.0%)
Free cash flow <sup>3</sup>	1,614	877	84.0%

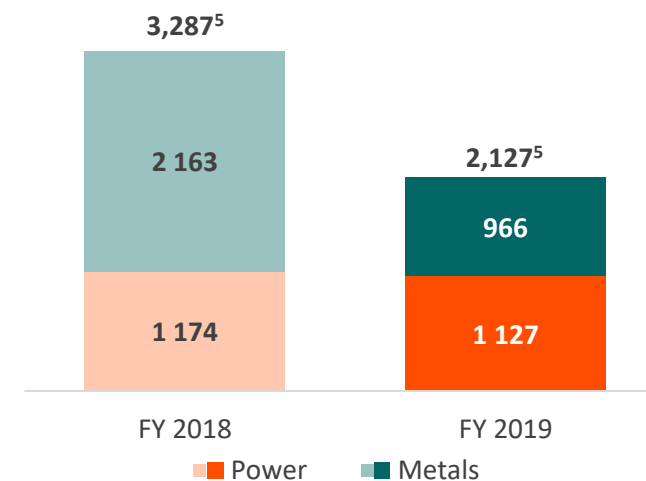
## FY 2019 Revenue by region<sup>4</sup>



## FY 2019 Revenue by product<sup>4</sup>



## Adj. EBITDA by segment (USD mn)



- (1) Adjusted EBITDA for any period represents the results from operating activities adjusted for amortisation and depreciation, impairment charges and loss on disposal of property, plant and equipment for the relevant period.
- (2) Net debt – the sum of loans and borrowings and bonds outstanding less total cash and cash equivalents as at the end of the relevant period.
- (3) Calculated as operating cash flow less net interest paid and less capital expenditure adjusted for payments from settlement of derivative instruments, less restructuring fees and other payments related to issuance of shares and plus dividends from associates and joint ventures.
- (4) From external customers.
- (5) After consolidation adjustments.



4

En+  
at a Glance

14

FY 2019 Results

17

ESG

29

Outlook



- Air Quality
- Climate change
- Energy
- Waste
- Water
- Biodiversity

- Employees
- Health and Safety
- Local Communities
- Supply Chain

- Board Composition
- Board Compensation
- Board Diversity
- Business Ethics
- Management / Oversight
- Shareholders Rights
- Audit Risk


E



S



G



## Environmental

## Social

## Governance

*Key driver:*

**Environmental footprint**

*Key driver:*

**Relationship with employees and society**

*Key driver:*

**Board composition and shareholders rights**

## Environmental

▼ **11%** reduction of direct GHG emissions of electrolysis operations 2019vs2014 (tCO<sub>2</sub>e/tAl)

**1.95 mn tonnes of CO<sub>2</sub>e** avoided as a result of our New Energy modernisation programme

**Scientific research and monitoring of Lake Baikal water level, wildlife and water condition** joint research with the Moscow State University

**over 1 mn trees** committed to plant in Russia

**"ALLOW"** brand of low-carbon footprint aluminium

## Social

**26%** of En+ Group's workforce was female in 2019

**5** fatal incidents in 2019

**0.17** LTIFR in 2019 (per 200,000 hours worked)

**224** cases of employee occupational illness rate in 2019

**~800** children participated in RoboSib festival

**Over 730** young entrepreneurs have participated in the Environmental Entrepreneurship School Project

## Governance

**2** new committees of the Board of Directors were created including **the HSE Committee**

**The majority of the Board of Directors** are independent directors

**33%** of the Board of Directors is represented by women

# Sustainability Initiatives & ESG Assessment



- En+ Group supports the United Nations Sustainable Development Goals
- Focus of business operations on the SDGs highlighted below



- In July 2019, as a part of its strategy to lead a global shift towards low carbon aluminium, En+ Group joined the Energy Transitions Commission (“ETC”)
- By joining the ETC, En+ Group aims to draw on the international expertise of its members to identify new ways it can work towards its greenhouse gas reduction targets



- In August 2019, En+ Group joined the United Nations Global Compact, demonstrating its commitment to the 10 principles on human rights, labour, environment and anti-corruption
- En+ Group pledged to publish annual reports updating on the implementation of these 10 Principles and to collaborate with industry peers and stakeholders to drive progress



- The Metals segment of the Group, represented by RUSAL, joined the Aluminium Stewardship Initiative (ASI) in 2015 to work with producers, customers and other stakeholders in the aluminium value chain to maximise the sector’s contribution to building a sustainable society



- In strategic partnership with the World Economic Forum, En+ Group is leading the “Aluminium for Climate” initiative
- The initiative’s main objective is to accelerate the transition to a low-carbon, Paris-compatible, aluminium sector by addressing the key barriers that are holding back progress



- En+ Group was a founding partner of the Climate Partnership of Russia
- The partnership encourages Russian companies to move towards more environmentally-sensitive production and introduce measures to support cost-effective investment in green technologies



Overall ESG Risk Rating

In July 2020, the Company received an ESG Risk Rating of 37.2 and was assessed by Sustainalytics to be at high risk of experiencing material financial impacts from ESG factors. En+ Group’s ESG Risk Rating places it in the 22nd percentile of the Aluminium industry assessed by Sustainalytics.



ESG Disclosure

42.98 - improved by 25% (from 34.30 for 2017)



WWF transparency rating (for power companies)

En+ Group’s subsidiary (PJSC Irkutskenergo) – 1 out of 15 in Russia's first ranking of power companies for transparency on environmental responsibility by WWF

## Powering business with a low carbon footprint

- In 2017, we launched a bespoke brand for low carbon aluminium - ALLOW with a verified carbon footprint.
- ALLOW's carbon footprint is lower than 4 tCO<sub>2</sub> per tonne of primary aluminium produced at smelters, significantly lower than the industry average (top 10 producers account for average of 10.9 as per CRU data, 2018).
- ALLOW aluminium was verified by an international audit firm TUV Austria. In 2018, ALLOW aluminium made up 78% of the company's total output. All calculations were carried out in accordance with the Guidelines for Reporting the Aluminium Carbon Footprint developed by the International Aluminium Institute in Feb, 2018.
- ALLOW will provide consumer and manufacturers with confidence that the aluminium from the Metals segment of En+ Group represented by RUSAL used in their products has one of the lowest carbon footprints in the industry.
- Demand for ALLOW-branded products, shipping worldwide, reached 196 kt sales in 2018, 375 in 2019, and continues to grow.



En+ at a Glance



FY 2019 Results

## LME launches platform for trading low-carbon aluminium

- The London Metal Exchange (LME) plans to launch a platform for trading low-carbon aluminium, which is typically produced using hydropower or other forms of renewable energy.
- The spot trading platform will connect aluminium buyers and sellers that meet certain low carbon criteria.
- The entry of the ALLOW brand into the LME platform will be an important step for En+ Group's sales strategy and customer relationships.



Traceable to a single smelter



Available worldwide



Guaranteed low CO<sub>2</sub> footprint: less than 4t CO<sub>2</sub>/t of aluminium (smelter Scope 1&2)

**ALLOW**



Certificate with third-party verification



### Renewable power

- In 2019, En+ Group decided to build a small-scale HPP in Karelia (Russia) with installed capacity 8.1 MW
- En+ Group also participates in different solar energy initiatives
- En+ Group is Highest Ranked Russian Renewable Energy Company in 2019 Green Utilities Global Report by Energy Intelligence

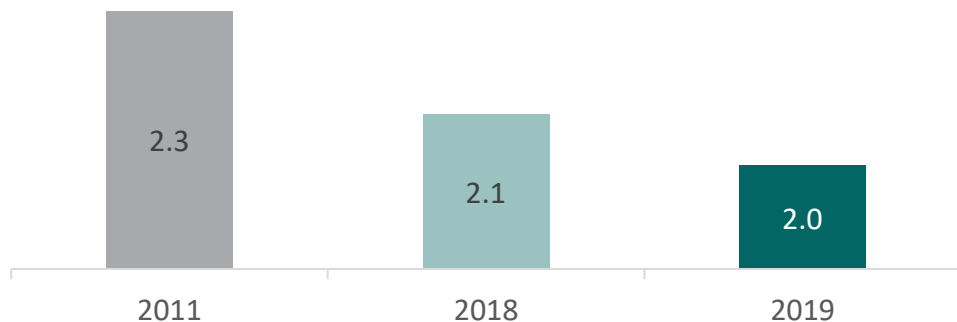


### New Energy modernisation programme

- The New Energy programme focuses on upgrading the Group's HPPs in order to improve the quality of the energy supply and to boost the efficiency and reliability level of plants
- The modernisation of the power plants making up the Angara and Yenisei HPP cascade aims to ramp up the energy output generated from the same water volume passing through the hydropower turbines
- Modernised HPP turbines offer increased efficiency and better cavitation
- In 2019 the programme enabled En+ Group to ramp up its power generation by 1.68 TWh.

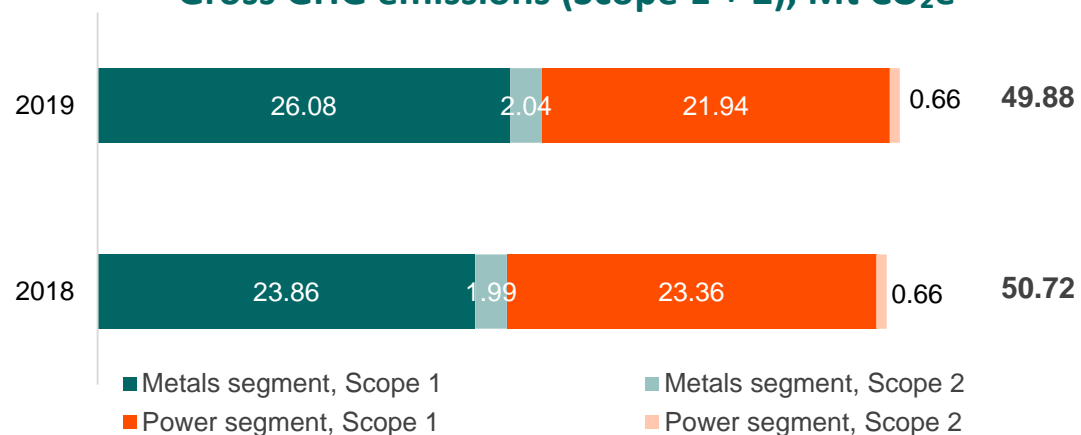


### Direct GHG emissions reduction of electrolysis operations in the Metals segment, tCO<sub>2</sub>e/tAl



The production of aluminium accounts 1% of global emissions<sup>(1)</sup>.

### Gross GHG emissions (Scope 1 + 2), Mt CO<sub>2</sub>e



(1) Source: Carbon Trust.

- Customers aiming to reduce carbon footprint from aluminium supplies
- En+ supports tighter emissions' disclosure rules on the LME
- In the next five years, c. USD 700mn investment programme in our metals segment on environmental projects
  - USD 315mn - on aluminum smelter projects
  - USD 400mn - on alumina
- R&D investment in inert anode technology, that potentially allowing the production of zero carbon aluminum
- At the moment En+ Group is working on a strategy to minimise the impact of its coal assets



### Forestry Project

- The Metals segment's forestry programme contributes to the UN's target to restore forests around the world in response to the damaging effects of climate change
- In 2019 RUSAL implemented an initiative to plant over one million trees in Russia, planting more than 500 thousand trees in the Irkutsk region and 500 thousand in the Krasnoyarsk Territory.



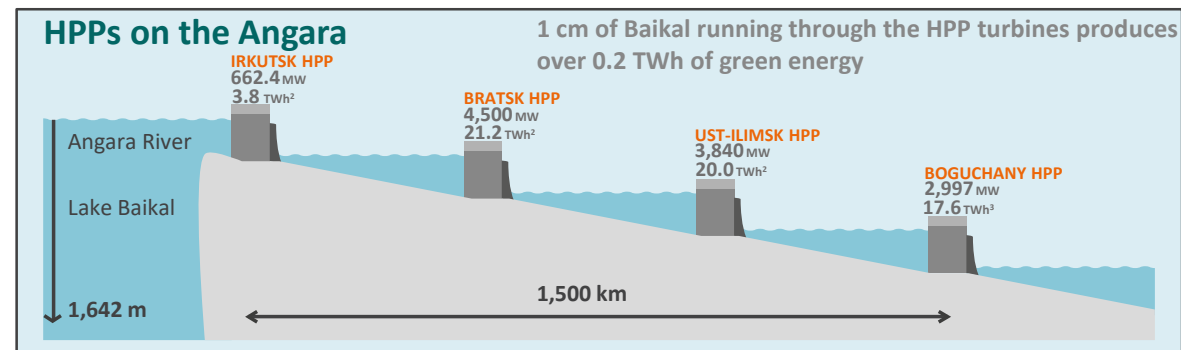
## The Group's key HPPs are located on the Angara River – the only river flowing from Lake Baikal

- Lake Baikal is a rift lake in the south of Eastern Siberia
- Declared a UNESCO World Heritage Site in 1996, Baikal is the largest and deepest freshwater lake in the world
- En+ Group is committed to harnessing the natural power of the Angara River in a sustainable and responsible way
- All operations meet or exceed regulatory requirements
- Developing technology to predict inflows to Baikal more accurately

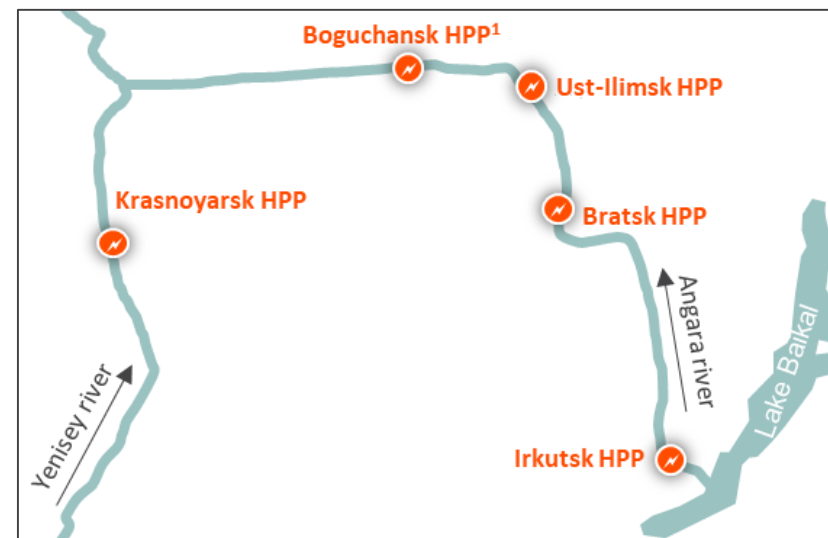
### Environmental initiatives

- Scientific research and monitoring of the water level, wildlife and water condition with Moscow State University
- Voluntary major annual clean-up of the lake's shores
- Development of eco-educational platforms to promote responsible behaviour
- Cooperation with NGOs to proactively tackle the main issues affecting the lake
- Research on GHG emissions from reservoirs measurement

(1) BEMO – A 50%/50% JV of UC RUSAL and RusHydro, comprising Boguchansk aluminium smelter and Boguchansk HPP. Boguchansk HPP is operated by RusHydro



- Baikal is not the only water source feeding the HPPs, as 30–50% of the water feeding the Bratsk and Ust-Ilimsk reservoirs comes from other rivers

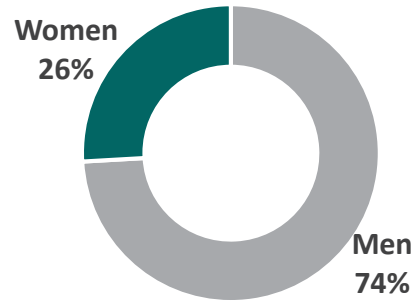


(2) Long-term average annual power generation volumes

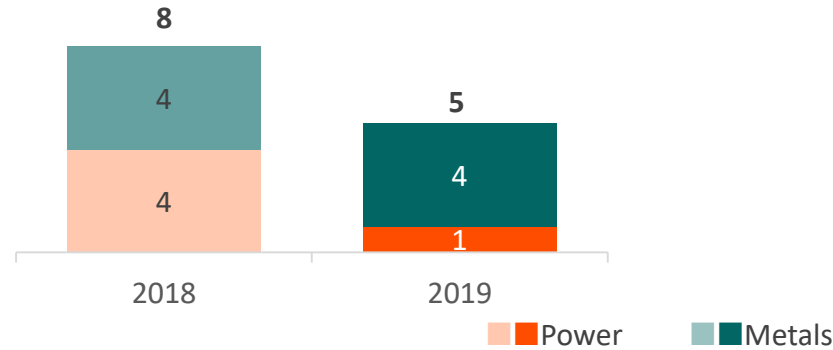
(3) Long-term average annual power generation volumes; source: www.boges.ru



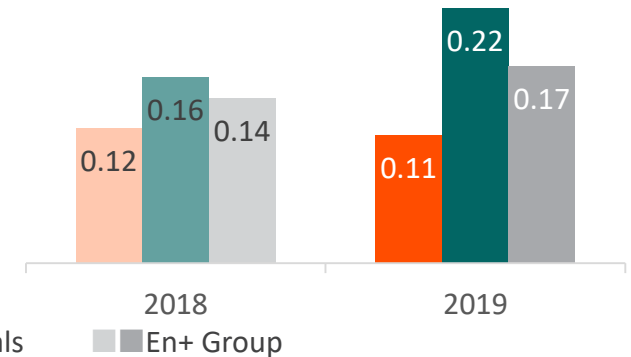
## Gender diversity, 2019



## Work-related employee fatalities



## Lost time injury frequency rate



## Employees Performance

- The Company sees the complete elimination of all forms of discrimination, persecution or bullying on the basis of race, skin colour, religion, sex, age, ethnicity or nationality, sexual orientation or disability as essential to its success
- High quality professional development trainings and courses: Corporate University, Modular vocational training system, Technological Minimum Project, Functional academies, Distance Learning System, etc.

## Health & Safety Performance

- Number of work-related employee fatalities decreased in 2019

## Key goals

- Achieve zero fatalities
- Reduce LTIFR
- Reduce the number of occupational illnesses
- Continue to provide health and safety trainings for employees on a regular basis

## Performance

The Company's community development programmes are based on local communities' needs and focus on the following key areas:

- social infrastructure and the urban environment
- education
- sports and healthy and recreation
- social entrepreneurship
- volunteering, including corporate volunteering
- assistance to socially vulnerable groups of the population
- healthcare



### The Metals segment

#### The RUSAL Territory programme

Since 2011, the programme has supported social and infrastructure projects in 22 cities and villages, constructed and modernised hundreds of social infrastructure facilities

#### Yenisei Day

Since 2011, over 300 environmental initiatives and thousands of volunteers, who collected and removed garbage from the banks of the river and released fish fry into the river.

#### Scholarship programmes for students in Jamaica and Guinea

RUSAL scholarships to study at various universities in Russia. Student studies and accommodation fully funded by RUSAL.

### The Power segment

#### Response to Help People Affected by Flooding in Irkutsk Region

Focus on restoring power, which was essential to the ongoing rescue operations, establishing a reliable supply of water and food and opening up transport links. Supported employees who had been made victims of the flooding through providing aid and launching volunteering campaigns

#### Project 360

Over 10 years: many thousands of volunteers who have collected tonnes of garbage, renovated tourist facilities and several hundred meters of nature trails, disposed construction waste from conservation areas, planted thousands of trees and removed kilometres of fishing nets.



### Lord Barker

#### Executive Chairman

A life Peer, since October 2015, a member of the House of Lords of the UK Parliament. From 2010 to 2014 - the UK Minister of State for Energy & Climate Change



### Carl Hughes

#### Chair of Audit and Risk Committee

Former Vice Chairman and Senior Audit Partner at Deloitte, with 30 years+ experience in mining and utilities sectors



### Andrey Sharonov

#### Chair of Corporate Governance and Nominations Committee

President of the Moscow School of Management SKOLKOVO. Former Chairman of the Board and Head of IB at Troika Dialog Investment Company



### Andrey Yanovsky

Executive Director, Member of the Board of European Medical Center



### Christopher Burnham

#### Senior Independent Director, Chair of Compliance Committee


Chairman and CEO of Cambridge Global Capital. Globally recognised expert in the implementation of transparency and accountability



### Nicholas Jordan


#### Chair of Remuneration Committee

30 years'+ in senior positions in leading global financial institutions. Former Co-CEO of Goldman Sachs Russia and CEO of Russia & CIS at UBS



### Vadim Geraskin

Deputy CEO for Government Relations at Basic Element Company



### Anastasia Gorbatova

Head of M&A and International Projects at Basic Element Company



### Joan MacNaughton

Chair of Health, Safety and Environment Committee  
Influential figure in international energy and climate policy. Worked in the UK government in a wide number of leadership roles



### Alexander Chmel

Senior Advisor to the Board Practice of Spencer Stuart in Russia & CIS. Extensive board-level experience in Russian public companies



### Ekaterina Tomilina

Director of Corporate Finance at Basic Element Company



### Elena Nesvetaeva

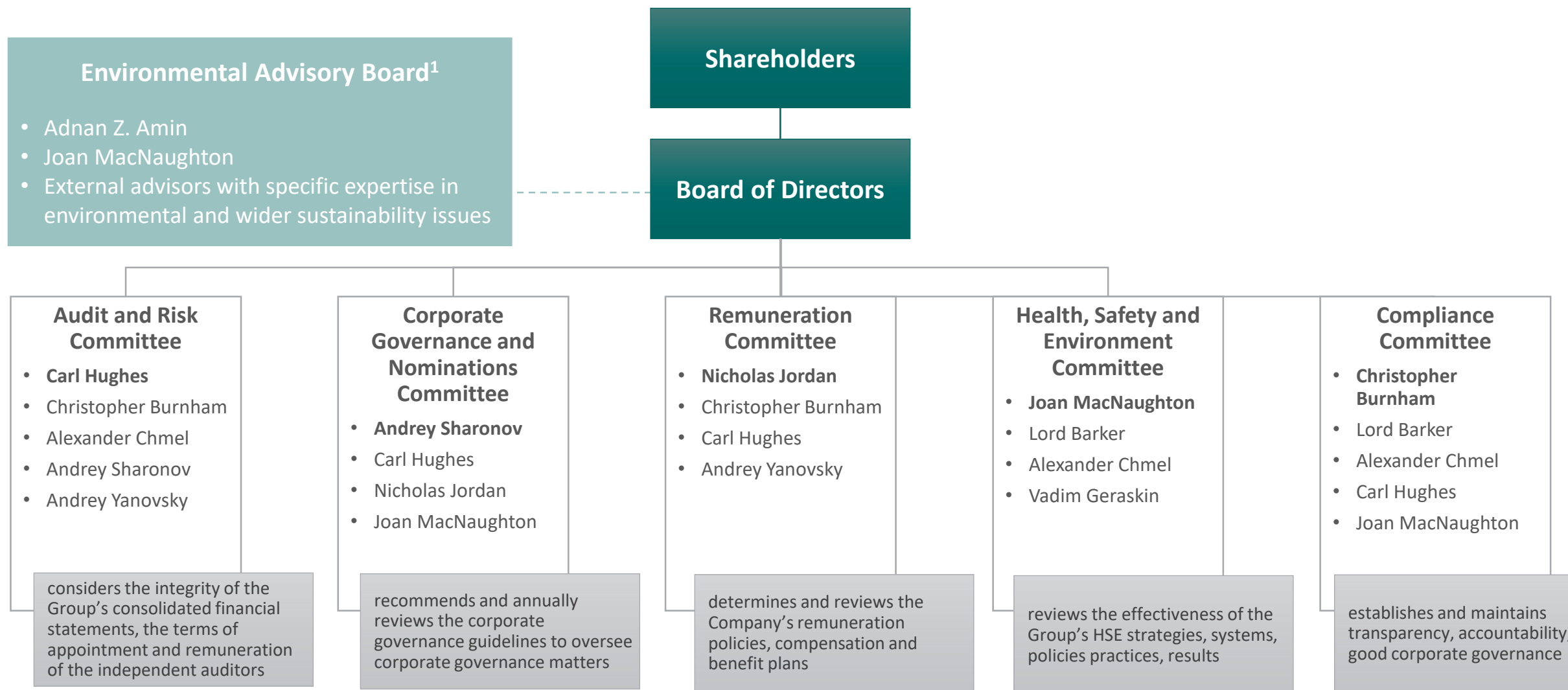
Head of the Investment Department at Basic Element Company

- The Board of Directors consists of 12 members
- 7 independent directors represent the majority of the Board – more than 1/2

- All Board committees chaired by independent directors
- The Group is in the process of introducing new standards and KPIs for the Company's HSE performance

Independent directors

Non-executive directors



(1) EAB's activities have been suspended until further notice in 2020 due to Covid-19 pandemic.

4

En+  
at a Glance

14

FY 2019 Results

17

ESG

29

Outlook





## Environmental

- Revise strategic goals relating to climate change
- Set Science-Based Targets
- Finalise a TCFD project to assess climate change risks
- Increase of efficiency of Hydro power generation
- Reduce the Metals and Power segments' air emissions by continuing to implement initiatives under the Ecology National Project
- Continue Lake Baikal ecosystem studies
- Removing and recycling of all PCB-containing equipment
- Continue leading long-term regional biodiversity projects



## Social

- Achieve zero fatalities
- Reduce LTIFR
- Reduce the number of occupational illnesses
- Continue to provide health and safety trainings for employees on a regular basis
- Collaboration with targeted universities and colleges in all regions where we operate.
- Continued implementation of personal development programmes
- The automation of learning and development processes.
- Focus on large-scale projects that have long-term impact and benefit for society



## Governance

- Commitment to upholding the highest international standards of corporate governance, through an enhanced financial and sustainability reporting and commitment to transparency

For further information, please visit:

<https://enplusgroup.com/en/investors/>

For Sustainability Section, please visit:

<https://enplusgroup.com/en/sustainability/>

For Sustainability Report 2019, please visit:

<https://enplusgroup.com/en/sustainability/sustainability-report/>

or contact:

**For investors:**

E: [ir@enplus.ru](mailto:ir@enplus.ru)

**For media:**

E: [press-center@enplus.ru](mailto:press-center@enplus.ru)

T: +7 (495) 642 7937

